


CEAST SmartRHEO Series | Capillary Rheometer Systems



# CEAST SmartRHEO Series

Capillary  
Rheometer  
Systems



# All Things Flow

Plastics are amazing materials with the unique ability to flow when heated to relatively low temperatures. They can be formed into a wide variety of shapes and tailored for many different applications. However, their flow properties during this process are complex and affected by many parameters. Instron® provides comprehensive and effective testing solutions in plastics applications and industries through the CEAST SmartRHEO Series. This capillary rheometer simulates the process conditions, measuring the plastic materials flow behavior that characterizes the rheology of materials.

p3

## Why is Process Simulation Important?

Complete rheological measurements are essential in characterizing the conversion of any plastic materials, from pellets to finished parts.

p5

## Which is the Right System for My Test?

It is crucial to evaluate the maximum force required by a material to flow when choosing a capillary rheometer system.

p9

## What Options will Expand My Capabilities?

A wide range of optional equipment greatly extends the capability of the capillary rheometer for your needs.

p11

## What Results Do I Need?

From basic QC to more scientific analysis, capillary rheometer systems are equipped with multiple software modules for complete material characterization.

# Deformation and Flow is a Material Matter

Plastics are found in virtually every facet of human activity and industry. They are used in everything from plastic containers to new textiles and cutting-edge technologies. There would be no innovation or new applications without determining the performance of plastic materials. Typically, plastics contain two or more polymers plus various additives and fillers. This improves the material processability, thermal stability, and mechanical resistance, while strongly affect the flow properties. This complex behavior of molten plastics, the way they deform when forces are applied and their resistance to flow, make their applications critical. Accurate rheological measurements provide better characterization and understanding of the full spectrum of plastic materials properties and performance.

## Special Applications

Powder injection molding process is often used to create small and complex metal or ceramics parts. It starts with an injectable mix of powder and a soft plastic. This process is the combination of powder and plastic technology, and it requires a high level of rheological characterization by utilizing capillary rheometers.



## Composites

Adding rigid particles or fibers to a raw polymer improves its mechanical properties, ultimately obtaining novel materials with unique properties. An advanced evaluation of flow properties is essential to optimize the rheologic response of composites and their forming techniques.





## Compounds

Synthesized polymers are normally compounded with other polymers, inorganic particles, and additives. This improves the physical properties such as thermal stability and transparency during the product's life. Accurate measurements of the flow properties are crucial to prevent processing difficulties and to determine the influence of additives on compounds.



## Thermoplastic Elastomers and Rubber Materials

Using thermoplastic elastomers in the manufacturing industry is in high demand due to their ability to recover their original shape after stretching or deformation. Their complex elasticity properties affect the material response; therefore, it is necessary to study the flow behavior to establish the material processing conditions.



## Raw Polymers

Raw polymers are formulated based on the applications and forming techniques. It is essential for finished product engineering to investigate its flow properties and stability.



## Recycled Materials

Plastic materials are often re-used for further applications and reintroduced into a cycle after a high number of processing stages. Due to the broad variety of material types and their unknown history, it is critical to perform quality control of recycled plastic materials to improve the properties of the end-use material.



## It's All About Processability

The CEAST SmartRHEO Series includes the most versatile and technically advanced capillary rheometers. They are used to determine the rheological properties of polymer samples over a wide range of shear rates and testing conditions.

### Outstanding Advantages

Key testing factors for polymer melts include consistent time savings, accurate results, uniform temperatures, and extrusion speeds. The Twin Bore barrel configuration allows for two simultaneous and independent rheological tests with direct comparison of the behavior of two different samples or two lots of the same material. Operators can obtain the Bagley correction during a single test by using a different die in each bore. To guarantee maximum repeatability of test results, our capillary rheometer systems are equipped with two independent load cells - one for each bore - as well as two independent barrel-mounted pressure transducers.



### CEAST SR20

The intermediate level SR20 is designed to characterize the most common raw polymers or blends with a medium viscosity range. It is suited for single or twin bore barrel configuration, with a maximum range of 20 kN and a standard 15 mm (0.59 in) diameter bore.



### CEAST SR50

The premiere model SR50 features a specially reinforced frame that matches the performance of floor standing systems. This capillary rheometer characterizes newly developed materials with a high viscosity range - including reinforced polymer formulations. It is suited for single or twin bore barrel configuration and can apply a maximum force range of 50 kN.

# Solutions For Your Test

Crosshead with independent load cells on each piston

Rigid "H" frame for high strength and stiffness

Interlocked fume extractor

Accurate barrel temperature control with 3 heating zones and multiple PT100 sensors

Fume extractor circuit for environmental concerns

Protective transparent safety shield controlled by a security switch

Twin bore barrel configuration


Brushless servomotor for accurate piston movement (speed ratio 500,000:1)

Wide range of interchangeable pressure transducers within the best accuracy range

Wide range of capillary dies of different dimensions and shapes







## Measurement

The capillary rheometer is a “piston-die” lab extrusion machine. The measuring system is based on a barrel, piston, capillary die fitted inside the barrel, pressure gauge, and force transducer. The sample is loaded into the barrel and heated, and then the piston, attached with a force transducer, pushes the material through the capillary die at a specified rate. Above the die, a sensor measures the melt pressure - the starting point for the calculation of viscosity.

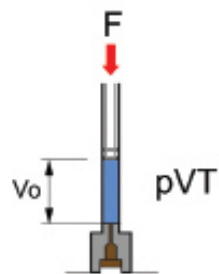
CEAST SmartRHEO systems are built in accordance with ISO 11443, ASTM D3835, and DIN 54811 international standards for Rheology testing.

## Extended Capabilities

The modular concept is the main feature of the CEAST SmartRHEO Series. Its capabilities can be extended with various accessories and options that fulfill international standards and make the SmartRHEO Series suitable for specific material applications.

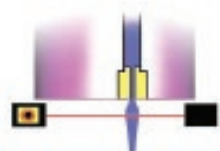


Laser System for Die Swell Measurements




### PVT | Polymer Cooling Behavior and Compressibility

The objective of the injection molding process is to produce finished parts that are free of defects and have a sufficient strength and stiffness for the end use. However, as manufacturers push to decrease cycle times, which improves throughput, they could introduce processing errors. To optimize the mold filling phase, the relationship between a material's pressure, volume, and temperature must be identified. According to the ISO 17744 standard, the PVT device measures the specific volume of plastics directly on the sample by a special piston and a die with a plug.



### Die Swell | Material Elasticity After Extrusion

The die swell measurement is used for QC purposes as it affects several polymer processes, such as extrusion and blow molding. When a polymer melt is extruded from a die, the cross-section of the extrudate is usually bigger than that of the die. This is called die swell and is related to the material's elasticity. The swelling can be related to processing problems and can generate defects in the finished product. The Die Swell device, equipped with a laser detector below the die exit, measures the diameter of the extrudate at different shear rates.



### Barrel Cleaning | Sticky Materials

Semi-automated cleaning of all the instrument parts and components is important for instrument maintenance and reliable results. The pneumatic cleaning device is designed to simplify and expedite barrel cleaning at the end of each test. It is fully integrated into the system frame and is suitable for the single and twin bore configurations.

### Nitrogen Blanket | Hygroscopic Materials Testing

This optional device blows dry nitrogen gas inside the barrel and protects the tested sample from moisture absorption. It is particularly suited for materials such as PET, PBT, and Nylons.



Dies and Other Accessories

## Dies and Other Accessories

A variety of capillary dies is available, with a standard flat inlet or a special conical inlet for materials with high filler content or particular flow behaviors.

Standard capillary diameters range from 0.25 up to 2 mm and cover a range of shear rates (ranging from less than 0.1 to more than 106 1/s), and standard capillary lengths range from 0.25 (zero-length dies) to 40 mm. Custom dies are available upon request.

Die reamers for easy and efficient cleaning are available for any capillary diameter, together with Go/No-Go gauges to check the size tolerance. This is critical for accurate results.

## How to Choose the Right Die

Capillary dies are required to generate different shear rates — the smaller the die diameter the bigger the shear rate. The choice of different capillary die lengths, is required to generate different pressure drops along the capillary length. Moreover, capillary dies with different geometries are used for rheological investigation of materials — especially composites, where fillers within the polymer matrix affect the choice of capillary die dimension.

# Repeatability and Reproducibility

The test data is collected, conveniently managed, and analyzed by dedicated software that is designed with a user-friendly interface to control the test instrument. In addition to the standard software capabilities, continuous development produces a wide range of additional modules, providing deeper rheological data analysis and accurate simulation of different test modes for advanced material characterization.



Standard Software

## Software Standard Features

The standard software enables users to run the capillary rheometer through a password-based access that is designed for maximum security. It provides the complete flow curve of tested materials and comparison charts for Statistical Quality Control (SQC) and for material curves reference. Customized data export allows easy post-processing analysis and feeding for software simulation programs.

### ■ Melt Fracture Module

Flow instabilities are detected using a special test mode with increasing piston speed. This module helps to identify the onset of critical stress for melt distortion and rupture, determining processability limits.

### ■ Thermal Degradation Module

This module allows the sequential rheological test procedures to run at different time intervals at a constant temperature. It provides useful information for materials that are sensitive to degradation, as well as for other procedures that have a long time scale, like rotational molding.

### ■ Elongational (Extensional) Viscosity Module

Based on the Cogswell calculation method, this module allows the operator to determine the elongational flow properties in terms of viscosity, strain rate, and tensile stress. Ideal for studying the resistance of polymer melts to elongational deformation, it analyzes the data obtained via Bagley correction and provides test results in graphical format for a direct comparison between the elongational and the shear properties.

- Viscosity Dependence on Temperature Module

In accordance with different theoretical models – Arrhenius Equation, Approximate Arrhenius Equation, and WLF (William-Landel-Ferry) – this module allows the operator to study how the shear viscosity of the material changes as a function of the temperature. Additionally, the user can determine the temperature at which the material stops flowing (temperature of No-Flow.)

- Wall Slip Module

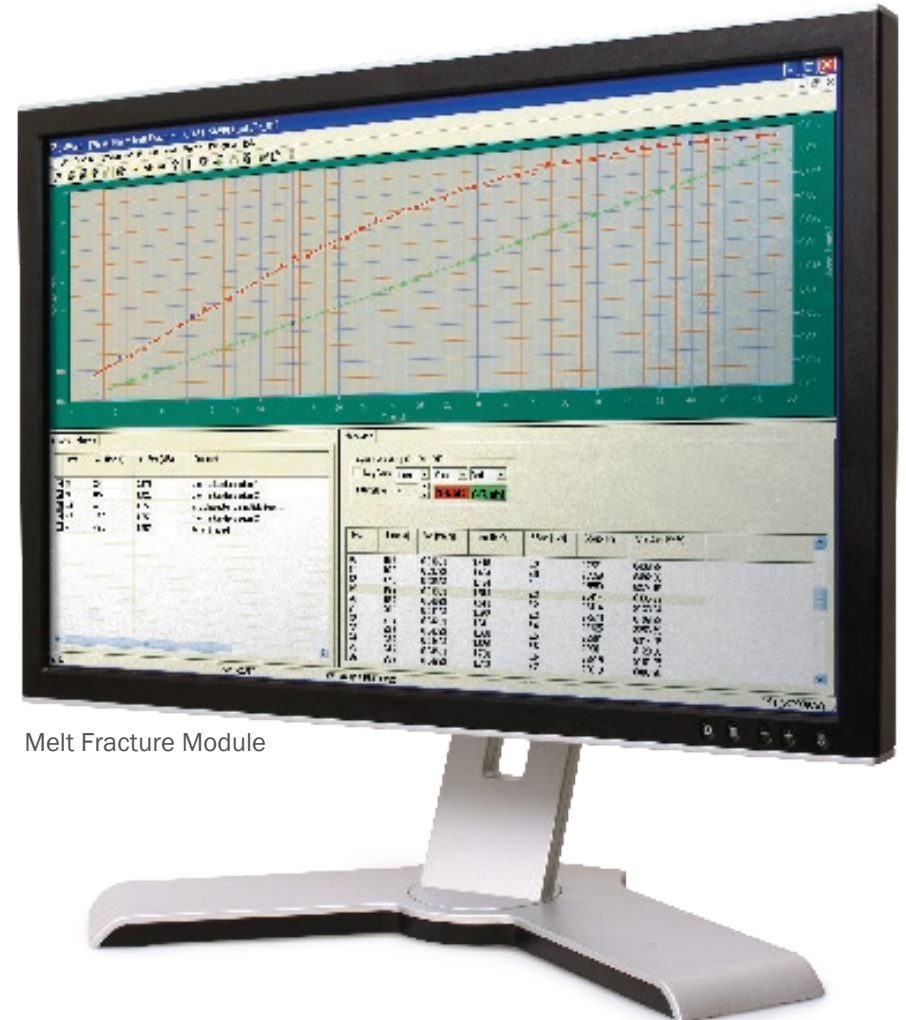
Based on the Mooney method, this module allows the operator to evaluate the wall slip velocity in capillary flow by using test results performed with different dies having the same L/D ratio. This module is ideal for materials where lubricants or additives (oils, waxes) are added to the polymer to ease the flow.

- Advanced Fitting Equations Module

The Viscosity vs. Shear Rate curve of a material can be interpolated by using well-known mathematical rheological models (Power Law, Cross Law, Yasuda Carreau, Polynomial). This module provides additional characteristic constants of the polymer, like the viscosity at zero shear rate ( $\eta_0$ ) and the relaxation time  $\lambda$ .

- Stress Relaxation Module

Based on a specific test procedure, this module is ideal for studying the melt response in regards to the relaxation of stress after a steady state shear flow.



Melt Fracture Module

## Support for the Life of Your Equipment



### When You Need Us, We're There

Operating with 25 offices in 18 countries and more than 1,200 employees, Instron® has a global infrastructure that is local to you. When you need service and support for your CEAST SmartRHEO Series, we'll be there. We remain committed to advancing materials and components testing techniques.

### Maximize Uptime

The Instron world-class service organization is committed to delivering high-quality installation, calibration, training, maintenance, and technical support throughout the life of your CEAST SmartRHEO Series. We help to ensure that your capillary rheometer is working when you need it.

### Quality Standards You Can Trust

Operating under ISO 9001 quality standards and with an extensive list of accreditations, Instron employs a product design philosophy where our customers' data integrity, safety, and protection of investment are paramount. We strive to ensure that our customer satisfaction is second to none.

# Specifications



CEAST SR20



CEAST SR50

Maximum Force Range	kN	20	50
	kgf	2040	5100
	lbf	4500	11250
Piston Speed	mm/min	0.0024 - 1200 (Speed Ratio: 500,000:1)	0.0024 - 1200 (Speed Ratio: 500,000:1)
	in/min	0.000094 - 47	0.000094 - 47
Barrel Type		Twin Bore	Twin Bore
Barrel Working Length	mm	290	290
	in	11.4	11.4
Temperature Range	°C	50 - 450 (option 500)	50 - 450 (option 500)
	°F	122 - 842 (option 932)	122 - 842 (option 932)
Temperature Accuracy	°C	± 0.2	± 0.2
	°F	± 0.3	± 0.3
Force Transducers	kN	1 - 20	1 - 50
Pressure Transducers	MPa	3.5 - 200	3.5 - 200
Dimensions with Shield Lifted (w × d × h)	mm	670 × 600 × 1750	670 × 600 × 1750
	in	26.3 × 23.6 × 68.8	26.3 × 23.6 × 68.8
Dimensions with Auto Clean (w × d × h)	mm	670 × 600 × 1800	670 × 600 × 1800
	in	26.3 × 23.6 × 70.8	26.3 × 23.6 × 70.8
Weight (without options)	kg	130	190
	lbs	286.6	418.8

## Americas

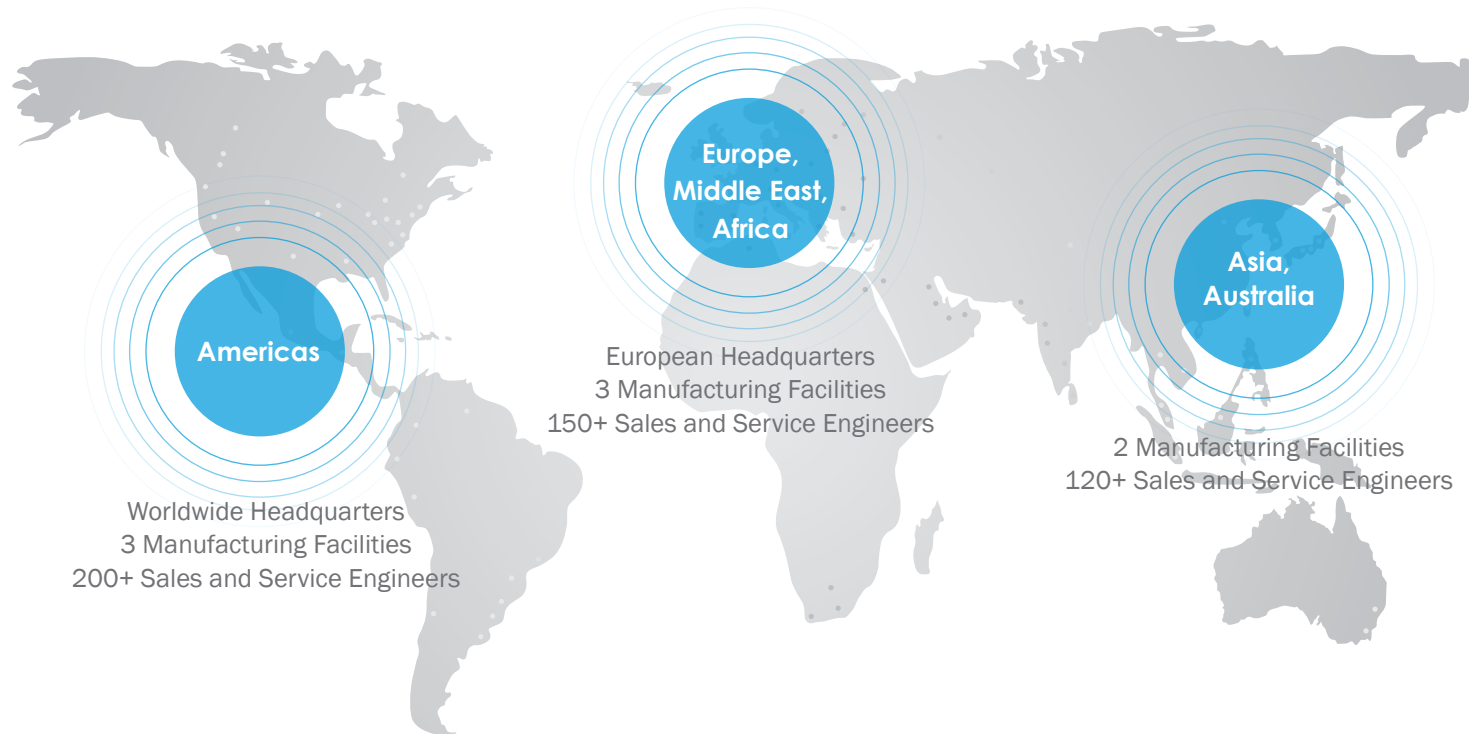
Brazil +55 11 4689 5480  
Canada +1 905 333 9123  
Central America +1 781 575 5000  
Mexico +1 781 575 5000  
South America +1 781 575 5000  
United States +1 800 877 6674/1 781 575 5000

## Europe, Middle East, Africa

Africa +44 1494 456815  
Belgium +32 495 26 6627  
France +33 1 39 30 66 30  
Germany +49 6151 3917 457  
Ireland +44 1494 456815  
Italy +39 011 9685 511  
Luxembourg +32 495 26 6627  
Middle East +44 1494 456815  
Netherlands +31 610 898 286  
Nordic Region +44 1494 456815  
Spain +34 93 594 7560  
Switzerland +0800 561 550  
Turkey +90 0 216 5621052  
United Kingdom +44 1494 456815

## Asia, Australia

Australia +61 3 9720 3477  
China +86 21 6215 8568  
India +91 44 2 829 3888  
Japan +81 44 853 8530  
Korea +82 2 552 2311/5  
Singapore +65 6586 0838  
Taiwan +886 35 722 155/6  
Thailand +66 2 513 8751/52



For additional country contacts visit [go.instron.com/locations](http://go.instron.com/locations)

# Global Support that is Local to You

Instron® has a global infrastructure that is local to you and remains committed to being the leader in mechanical testing instrumentation.

For more information on CEAST products visit  
[go.instron.com/CEAST](http://go.instron.com/CEAST)

[www.instron.com](http://www.instron.com)



Worldwide Headquarters  
825 University Avenue, Norwood, MA 02062-2643 USA  
+1 800 564 8378 • +1 781 575 5000

European Headquarters  
Coronation Road, High Wycombe, Bucks, HP12 3SY UK  
+44 1494 464646

CEAST Headquarters  
Via Airauda 12, 10044 Pianezza TO, Italy  
+39 011 968 5511

Instron is a registered trademark of Illinois Tool Works Inc. (ITW). Other names, logos, icons and marks identifying Instron products and services referenced herein are trademarks of ITW and may not be used without the prior written permission of ITW. Other product and company names listed are trademarks or trade names of their respective companies. Copyright © 2018 Illinois Tool Works Inc. All rights reserved. All of the specifications shown in this document are subject to change without notice.

CEASTSmarrRHEO\_BrochureV5